


SCENE LIGHT



C2-3002

SERIES +

TWO-STAGE COLOR CHANGING + COVER REPLACEABLE MODULE

Designed specifically for commercial vehicles and emergency rescue vehicles, these lights feature superior sealing protection, ensuring no water or dust ingress and no interference with radio waves or other electrical equipment. They are also suitable for vessels and construction vehicles. In addition to offering a wide beam pattern and excellent 5700°K output, they also provide the optimal angle (40 degrees) for illumination.



C2-3002

SERIES +



Nominal
Current at:

White : 0.7A@12V / 0.4A@24V
Red : 0.6A@12V / 0.35A@24V
Amber : 0.7A@12V / 0.4A @24V

Power
Consumption:

White :9W / Red :8W / Amber :9W

Light Output:

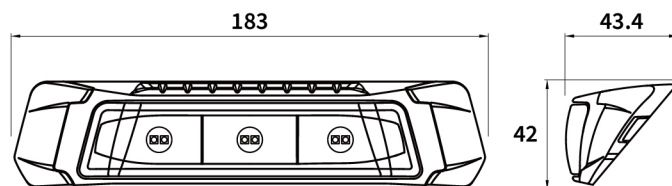
400Lm(White)
260Lm(Red)
350Lm(Amber)

Lux at 50 cm:

900Lux(White)

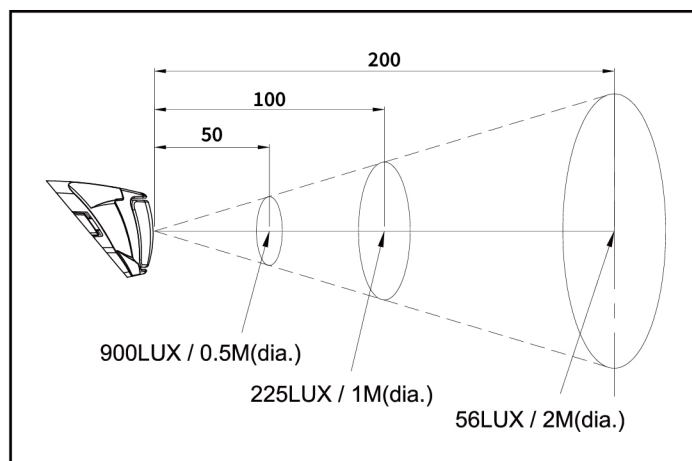
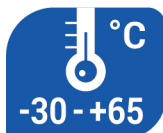
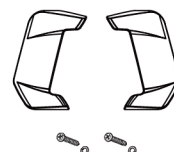
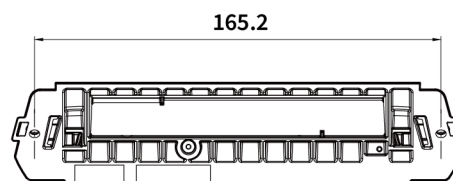
Beam Pattern(s):

Wide Flood



Mounting Hole

Parts Kit



*All the specifications are subject to change without notice